

MAKING MOUSE-TRAP CARS

What we will do today:

1. review materials
2. build the car
3. race your cars

taught by Gabriella Levine, gabriella.levine@gmail.com

WHAT WE WILL NEED

1. a mousetrap
2. a ping pong ball
3. two cd's
4. two eye-screws
5. 2 feet of fishing wire
6. some duct tape
7. a 4-inch wooden rod



Step 1. Screw eye-screws into mousetrap



Step 2. Duct tape the mousetrap down to one end of the paint stirring stick.

Place one strip of duct tape here

Place one strip of duct tape here



Step 3. Wrap a strip of duct tape around one of the wooden dowel.



You will know you are finished because the hole in the CD will fit snugly around your duct tape.

See the next page for an example of what it should look like...

Step 4. Poke the wooden rod with the duct tape on the end THROUGH the hole in the CD




It should stick out a little bit, like this, but fit in snugly



If the rod does not fit snugly, wrap more duct tape.
If the rod will not fit in because there is too much duct tape, unwrap some duct tape.

Step 5.

A. Put the wooden rod through the two eye screws in the mousetrap.




B. Wrap the other end of the rod with duct tape, that same way as before.


C. Put the second CD onto the duct tape roll on the end of the wood rod.

Step 6. Tape a ping pong ball to the end of the bottom side of the paint stick



By rolling a piece of duct tape and sticking it to the stick and the ball.





Step 7.


Wrap two strips of duct tape around the wood rod inside both eye screws to keep the wood rod from sliding back and forth.

Make sure the wood rod spins freely.


Make sure there is a space in between the tape so the wood is exposed.

Step 8. Cut about 2 feet of fishing line.

Tie one end of it around the center of the wooden rod.



Tie the other end to the center of the mousetrap arm.
(secure with duct tape if necessary)




Step 10. Set your mousetrap car.

Use a pencil, a pen, or a long stick to hit the "bait hook"

The fishing line attached to the arm will pull up on the fishing wire attached to the rod. It will start to unravel!

It should go about 10 feet.

Now, let's race!



Your mousetrap should start to look like a vehicle, like this:

